

**MOTORCYCLE  
LIFTS**


# HOLLSTEIN Motorcycle

*These lift tables are ideal for making repairs to motorcycles, snowmobiles, ATVs, jet skis, etc. Choose from a range of accessories to customize these tables for your shop.*

Motorcycle lift shown with standard accessories



Motorcycle lift shown with options

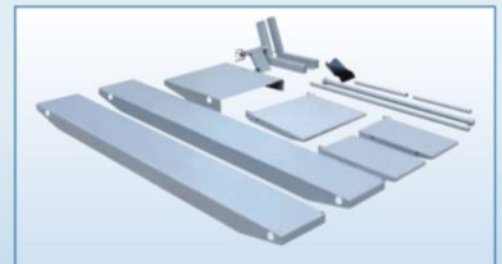


**Features:**

- ◆ 1,000 lb. lifting capacity
- ◆ Air-powered lift
- ◆ Ideal for motorcycles, snowmobiles, ATVs, jet skis, etc.
- ◆ Extra-large platform
- ◆ 30" working height
- ◆ Choose from a range of accessories to customize this table for your shop


**Features:**

- ◆ 1,500 lb. lifting capacity
- ◆ Air/hydraulic pump
- ◆ Ideal for motorcycles, snowmobiles, ATVs, jet skis, etc.
- ◆ Extra-large platform
- ◆ 38" working height
- ◆ Side extensions and vise come standard
- ◆ Built in drop-out panel



**-Options**

SPECIFICATIONS:	1000	1500
Lifting capacity	1,000 lbs.	1,500 lbs.
Low height	7"	6 ¾"
Lifting height	30"	38 ½"
Table dimensions	84" x 24"	88 ½" x 31 ½"
Table dimensions (with side ext.)	84" x 48"	88 ½" x 50"
Shipping weight	420 lbs.	780 lbs.



**Mini jack**

Lifting range 3 ¾" to 15 ¾". Spin-up adapters

**12" Side extensions (Set of 2)**

Ideal for four wheelers or extra work space. Expands width of table from 24" to 48". Ramp extensions included.

**Cycle vise**

Lock your bike upright with our optional cycle vise.

**13" Front extension**

If you need to work on a long bike. This extends the table to 93".